



Soldering tips and nozzles

INNOVATIVE AND COST-EFFECTIVE



How can you identify genuine Weller tips?

Seal of quality

The soldering tip and tool packages bear the genuine Weller seal of quality.



Engraving

Genuine Weller tips are engraved with the Weller logo. Engraved soldering tips guarantee this level of quality.



Tool protection

Perfect interaction between the heater and soldering tip protects the soldering iron from irreparable damage. Other tips often damage the heating system.





Soldering tips	132	Desoldering Nozzle series	176
CT2 Soldering tips	132	DX Desoldering nozzles with threadless fixture system for DSX 80 and DXV 80	176
CT5 Soldering tips	133	DS Desoldering nozzles with thread for DS 22, DS 80 and DSV 80	177
CT6 Soldering tips	134	XDS Desoldering nozzles for DSX 120, WXDP 120, WXDV 120	178
ET Soldering tips	135	Hot air nozzles	180
HT Soldering tips	137	Hot air nozzles for HAP 1, HAP 200 and WXHAP 200	181
LHT Soldering tips	138	Hot air nozzles for HAP 3000 (WHA 3000P / V), HAP 2 (WHA 2000) and HAP 3 (WHA 700, WHA 300)	183
LT Soldering tips	139	Pre heating nozzle for HAP 3	185
LTR Soldering tips	143	Multi rest	185
LT HPB Soldering tips	143	Vacuum insert for CSF heads (spare)	185
NT Soldering tips	144	Hot air nozzles for WQB	186
PT Soldering tips	145	WRK Reflowset	189
RTP Soldering tips	148	WRK Reflowset	189
RTP MS Soldering tips	150	WRK Set	190
RTM Soldering tips	152	WRK Set	190
RTM MS Soldering tips	154	WRK Set	191
RTU MS Soldering tips	156		
RTW Soldering tips	158		
RTW MS Soldering tips	159		
SPI 16 Soldering tips	160		
SPI 27 Soldering tips	160		
SPI 41 Soldering tips	161		
SPI 81 Soldering tips	161		
WTA Soldering tips	162		
XH Soldering tips	162		
XHT Soldering tips	163		
XNT Soldering tips	164		
XT Soldering tips	168		
XTR Soldering tips	172		
Soldering Tips for WP 60	173		
Soldering Tips for Pyropen Jr.	173		
Soldering Tips for Pyropen and Pyropen Piezo	174		









Soldering tips

CT2 Soldering tips

Chisel shape



A = Width mm
B = Thickness mm
C = Length mm

Model	°C	A	B	PU	Order No.
CT2 E7 	370	7.0		1	T005 42 407 99N
CT2 E8 	425	7.0		1	T005 42 408 99N
CT2 EX7 	370	7.0		1	T005 42 507 99N
CT2 EX8 	425	7.0		1	T005 42 508 99N
CT2 EX9 	480	10.0		1	T005 42 509 99N
CT2 F7 	370	10.0		1	T005 42 417 99N

Model	°C	A	B	PU	Order No.
CT2 F8 	425	10.0		1	T005 42 418 99N
CT2 F9 		10.0		1	T005 42 419 99N
CT2 FX7 	370	10.0		1	T005 42 517 99N
CT2 FX8 	425	10.0		1	T005 42 518 99N
CT2 FX9 	480	10.0		1	T005 42 519 99N
CT2 G8 	425	11.0		1	T005 42 428 99N
CT2 G9 		11.0		1	T005 42 429 99N



CT5 Soldering tips

Chisel shape



A = Width mm
B = Thickness mm
C = Length mm

Model	°C	A	B	PU	Order No.	Model	°C	A	B	PU	Order No.
CT5 A6	310	1.6		1	4CT5A6- 1	CT5 C6	310	3.2		1	4CT5C6- 1
CT5 A7	370	1.6		1	4CT5A7- 1	CT5 C7	370	3.2		1	4CT5C7- 1
CT5 A8	425	1.6		1	4CT5A8- 1	CT5 C8	425	3.2		1	4CT5C8- 1
CT5 AX7	370	1.6		1	T005 42 107 99	CT5 CX8	425	3.2		1	T005 42 128 99
CT5 B7	370	2.4		1	4CT5B7- 1	CT5 D7	370	5.0		1	4CT5D7- 1
CT5 B8	425	2.4		1	4CT5B8- 1	CT5 D8	425	5.0		1	4CT5D8- 1
CT5 BX7	370	2.4		1	T005 42 117 99	CT5 DX8	425	5.0		1	T005 42 138 99

Soldering Stations

Soldering iron
and safety restSoldering tips
and nozzles

Preheating plates

Soldering baths

Circuit board holder

Solder feeder

Hot air heating gun

Temperature
measuring

Accessories





CT6 Soldering tips

Chisel shape



A = Width mm
B = Thickness mm
C = Length mm

Model	°C	A	B	PU	Order No.
CT6 C7 	370	3.2		1	4CT6C7- 1
CT6 C8 	425	3.2		1	4CT6C8- 1
CT6 D7 	370	5.0		1	4CT6D7- 1
CT6 D8 	425	5.0		1	4CT6D8- 1
CT6D9 	425	5.0		1	4CT6D9- 1
CT6 E7 	370	7.0		1	4CT6E7- 1
CT6 E8 	425	7.0		1	4CT6E8- 1

Model	°C	A	B	PU	Order No.
CT6 DX8 	425	5.0		1	T005 42 318 99N
CT6 F7	425	5.0		1	4CT6F7- 1
CT6 F8	425	5.0		1	4CT6F8- 1
CT6-7 Adapter LHT 				1	T005 61 046 67N
CT6-9 Adapter LHT				1	T005 61 046 69N












ET Soldering tips

Chisel shape



A = Width mm
B = Thickness mm
C = Length mm




Model	A	B	C	PU	Order No.
ET A 	1.6	0.7	34.5	1	4ETA-1
ET B 	2.4	0.8	34.5	1	4ETB-1
ET C 	3.2	0.8	34.5	1	4ETC-1
ET D 	4.6	0.8	34.5	1	4ETD-1
ET DS 	4.6	0.8	34.5	1	4ETDS-1
ET E 	5.6	1.2	34.5	1	4ETE-1




Model	A	B	C	PU	Order No.
4ETHL-1 	0.8	0.4	34.5	1	4ETHL-1
ET L 	2.0	1.0	43.5	1	4ETL-1
ET M 	3.2	1.2	43.5	1	4ETM-1
ET R 	1.6	0.7	34.5	1	4ETR-1
4ETKL-1 	1.2	0.8	44	1	4ETKL-1
4ETSL-1 	0.3		43.5	1	4ETSL-1

Round



A = Width mm
B = Thickness mm
C = Length mm

Model	A	B	C	PU	Order No.
ET AA 	4.6	0.8	34.5	1	4ETAA-1
ET BB 	2.4		34.5	1	4ETBB-1
ET CC 	3.2		34.5	1	4ETCC-1

Model	A	B	C	PU	Order No.
ET CS 	3.2		34.5	1	4ETCS-1
ET F 	1.2		34.5	1	4ETF-1
ET P 	0.8		34.5	1	4ETP-1

Soldering Stations

Soldering iron
and safety restSoldering tips
and nozzles

Preheating plates

Soldering bathes

Circuit board holder

Solder feeder

Hot air heating gun

Temperature
measuring

Accessories



Soldering tips and nozzles | Soldering tips

Conical



A = Width mm
B = Thickness mm
C = Length mm

Model	A	B	C	PU	Order No.
4ETOL-1	0.8		43.5	1	4ETOL-1



Gullwing (solder deposit tip)



A = Width mm
B = Thickness mm
C = Length mm

Model	A	B	C	PU	Order No.
ET GW	4.3	3	35	1	T005 41 045 99
ET SMD	2.5	1.5	45	1	T005 41 039 99



Model	A	B	C	PU	Order No.
ET SMD	3.8	1.5	45	1	T005 41 040 99



Measuring tip

A = Width mm
B = Thickness mm
C = Length mm

Model	A	B	C	PU	Order No.
ET Measuring tip	0.5		30	1	T005 24 750 99



Model	A	B	C	PU	Order No.
ET-LT Adapter				1	T005 87 207 81











HT Soldering tips

Chisel shape




A = Width mm
B = Thickness mm
C = Length mm

Model	A	B	C	PU	Order No.
HT 1 	3.2	1.0	49	1	T005 44 260 99
HT 2 	5.2	1.2	46	1	T005 44 261 99
HT 3 	7.0	1.2	46	1	T005 44 262 99

Model	A	B	C	PU	Order No.
HT C 	3.2	1.0	54	1	T005 44 267 99
HT D 	4.6	1.0	54	1	T005 44 268 99
HT E 	5.6	1.0	54	1	T005 44 269 99N

Measuring tip

A = Width mm
B = Thickness mm
C = Length mm

Model	A	B	C	PU	Order No.
Measuring tip 	0.6		46	1	T005 44 263 99

Soldering Stations

Soldering iron and safety rest

Soldering tips and nozzles

Preheating plates

Soldering baths

Circuit board holder

Solder feeder

Hot air heating gun

Temperature measuring

Accessories







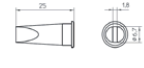



LHT Soldering tips

Chisel shape



A = Width mm
B = Thickness mm
C = Length mm


Model	A	B	C	PU	Order No.
LHT C 	3.2	1.2	25	1	T005 44 455 99
LHT CX 	3.2	1.2	38	1	T005 44 513 99
LHT D 	4.7	1.8	25	1	T005 44 452 99
LHT DX 	5.0	2.0	38	1	T005 44 462 99

Model	A	B	C	PU	Order No.
LHT E 	6.7	1.8	25	1	T005 44 451 99
LHT EX 	7.0	2.0	38	1	T005 44 461 99
LHT F 	9.3	1.8	25	1	T005 44 450 99
LHT FX 	9.0	2.0	38	1	T005 44 460 99

Bevel Cut (Sloped)



A = Width mm
B = Thickness mm
C = Length mm

Model	A	B	C	PU	Order No.
LHT D 45° 		1.8	25	1	T005 44 456 99















LT Soldering tips

Chisel shape



A = Width mm
B = Thickness mm
C = Length mm

Model	A	B	C	PU	Order No.	Model	A	B	C	PU	Order No.
LT 1SC	0.4	0.15	15	1	T005 44 494 99	LT BSL	2.4	0.45	13.0	1	T005 44 517 99
											
LT 1SCNW	0.3	0.1	15	1	T005 44 497 99	LT BX	2.4	0.8	18.0	1	T005 44 442 99
											
LT 4X	1.2	0.4	16.5	1	T005 44 428 99	LT C	3.2	0.8	13.0	1	T005 44 407 99
											
LT A	1.6	0.7	13.0	1	T005 44 440 99	LT D	4.6	0.8	13.0	1	T005 44 409 99
											
LT ALX	1.6	0.7	18.0	1	T005 44 443 99	LT DLL	4.6	1.2	13.0	1	T005 44 448 99
											
LT ASL	1.6	0.45	13.0	1	T005 44 516 99	LT H	0.8	0.4	13.0	1	T005 44 437 99
											
LT AX	1.6	0.8	14.1	1	T005 44 427 99	LT HX	0.8	0.4	18.0	1	T005 44 420 99
											
LT B	2.4	0.8	13.0	1	T005 44 405 99	LT K	1.2	0.4	20	1	T005 44 438 99
											

Soldering Stations

Soldering iron and safety rest

Soldering tips and nozzles

Preheating plates

Soldering bathes

Circuit board holder

Solder feeder



Hot air heating gun



Temperature measuring

Accessories



Soldering tips and nozzles | Soldering tips






Model	A	B	C	PU	Order No.
LT L	2.0	1.0	20	1	T005 44 414 99
					
LT M	3.2	1.2	20	1	T005 44 415 99
					






Model	A	B	C	PU	Order No.
LT MX	3.2	1.2	19.0	1	T005 44 469 99
					
LT MX2	3.0	1.0		1	T005 44 512 99
					

Round



A = Width mm
B = Thickness mm
C = Length mm

Model	A	B	C	PU	Order No.
LT 1	0.25		13.0	1	T005 44 435 99
					
LT 1A	0.5		13.0	1	T005 44 489 99
					
LT 1S	0.2		15	1	T005 44 436 99
					
LT 1SA	0.5		15	1	T005 44 488 99
					
LT 1SLX 30°	0.4		22	1	T005 44 426 99
					






Model	A	B	C	PU	Order No.
LT 1SNW	0.1		15	1	T005 44 496 99
					
LT 1X 30°	0.4		13.0	1	T005 44 425 99
					
LT AS	1.6		13.0	1	T005 44 404 99
					
LT BS	2.0		21	1	T005 44 499 99
					
LT CS	3.2		13.0	1	T005 44 411 99
					








Bevel Cut (Sloped)



A = Width mm
B = Thickness mm
C = Length mm




Model	A	B	C	PU	Order No.
LT 22CP 	2.0		20	1	T005 44 408 73
LT 33CP 	3.0		20	1	T005 44 408 77
LT 4 	1.2		15	1	T005 44 439 99
LT AA 60° 	1.6		13.0	1	T005 44 487 99
LT BB 45 	2.4		17	1	T005 44 484 99




Model	A	B	C	PU	Order No.
LT BB 60 	2.4		17	1	T005 44 444 99
LT CC 60 	3.2		17	1	T005 44 445 99
LT DD 45 	4		20	1	T005 44 478 99
LT DD 45 	4.6		17	1	T005 44 486 99
LT F 	1.2		13.0	1	T005 44 408 99

Conical



A = Width mm
B = Thickness mm
C = Length mm

Model	A	B	C	PU	Order No.
LT 1L 	0.2		26	1	T005 44 423 99
LT 1LNW 	0.1		26	1	T005 44 498 99
LT 1LX 	0.2		26	1	T005 44 424 99

Model	A	B	C	PU	Order No.
LT O 	0.8		17.0	1	T005 44 481 99
LT S 	0.4		20	1	T005 44 406 99
LT T 	0.6		13.0	1	T005 44 482 99

- Soldering Stations
- Soldering iron and safety rest
- Soldering tips and nozzles**
- Preheating plates
- Soldering baths
- Circuit board holder
- Solder feeder
- Hot air heating gun
- Temperature measuring
- Accessories



Soldering tips and nozzles | Soldering tips

Solder depot



A = Width mm
B = Thickness mm
C = Length mm

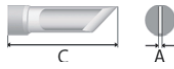
Model	A	B	C	PU	Order No.
LT GW1	1.4	2.2	18	1	T005 44 410 99



Model	A	B	C	PU	Order No.
LT GW2	3.5	4.8	18	1	T005 44 511 99



Knife



A = Width mm
B = Thickness mm
C = Length mm

Model	A	B	C	PU	Order No.
LT KN	2.0		17	1	T005 44 479 99



Model	A	B	C	PU	Order No.
LT KN5L 45°	2.0		17	1	T005 44 519 99



Measuring tip

A = Width mm
B = Thickness mm
C = Length mm

Model	A	B	C	PU	Order No.
LT Measuring tip	0.5		13.0	1	T005 44 416 99



A = Width mm
B = Thickness mm
C = Length mm

Model	A	B	C	PU	Order No.
LT Screw in tip	M4		8	1	T005 44 449 99



Model	A	B	C	PU	Order No.
XT External thread, refined	M4		36	1	T005 44 719 99





LTR Soldering tips

Chisel shape



A = Width mm
B = Thickness mm
C = Length mm

Model	A	B	C	PU	Order No.
LTR A	1.6	0.7	18	1	T005 44 441 99
LTR B	2.4	0.8	18	1	T005 44 422 99

Model	A	B	C	PU	Order No.
LTR C	3.2	0.8	18	1	T005 44 433 99

LT HPB Soldering tips

Chisel shape



A = Width mm
B = Thickness mm
C = Length mm

Model	A	B	C	PU	Order No.
LT A HPB	1.6	0.7	13.0	1	T005 44 431 99
LT B HPB	2.4	0.8	13.0	1	T005 44 432 99

Model	A	B	C	PU	Order No.
LT D HPB	4.6	0.8	13.0	1	T005 44 483 99
LT H HPB	0.8	0.4	13.0	1	T005 44 430 99

Soldering Stations

Soldering iron and safety rest

Soldering tips and nozzles

Preheating plates

Soldering bathes

Circuit board holder

Solder feeder

Hot air heating gun

Temperature measuring

Accessories












NT Soldering tips

Chisel shape



A = Width mm
B = Thickness mm
C = Length mm



Model	A	B	C	PU	Order No.
NT 1SC 	0.4	0.15	8.5	1	NT1SC
NT 6 	1.6	0.7	11	1	NT6
NT A 	1.6	0.4	9.5	1	NTA
NT AX 	1.6	0.4	8.2	1	NTAX
NT B 	2.4	0.8	7.8	1	NTB



Model	A	B	C	PU	Order No.
NT C 	3.2	0.8	8.5	1	NTC
NT D 	4	0.8	8.5	1	NTD
NT H 	0.8	0.4	8.4	1	NTH
NT K 	1.2	0.4	8.4	1	NTK

Round




A = Width mm
B = Thickness mm
C = Length mm


Model	A	B	C	PU	Order No.
NT 1 	0.5		8.5	1	NT1
NT 1S 	0.25		10	1	NT1S

Model	A	B	C	PU	Order No.
NT 1X 	0.4		8.6	1	NT1X
NT 4 	1.2		9.9	1	NT4

Gullwing (solder deposit tip)



A = Width mm
B = Thickness mm
C = Length mm

Model	A	B	C	PU	Order No.
NT GW 	2.0	3	13.4	1	NTGW



PT Soldering tips

Chisel shape



A = Width mm
B = Thickness mm
C = Length mm

Model	A	B	C	Temperature °C	PU	Order No.
 PT A6	1.6	0.7	33	310	1	4PTA6-1
 PT A7	1.6	0.7	33	370	1	4PTA7-1
 PT A8	1.6	0.7	33	425	1	4PTA8-1
 PT B6	2.4	0.8	33	310	1	4PTB6-1
 PT B7	2.4	0.8	33	370	1	4PTB7-1
 PT B8	2.4	0.8	33	425	1	4PTB8-1
 PT B9	2.4	0.8	33	480	1	4PTB9-1
 PT C7	3.2	0.8	33	370	1	4PTC7-1
 PT C8	3.2	0.8	33	425	1	4PTC8-1
 PT C9	3.2	0.8	33	480	1	4PTC9-1
 PT D7	4.6	0.8	33	370	1	4PTD7-1
 PT D8	4.6	0.8	33	425	1	4PTD8-1
 PT D9	4.6	0.8	33	480	1	4PTD9-1
 PT E7	5.6	1.2	33	370	1	4PTE7-1
 PT E8	5.6	1.2	33	425	1	4PTE8-1



Soldering tips and nozzles | Soldering tips

Model	A	B	C	Temperature °C	PU	Order No.
PT E9 	5.6	1.2	33	480	1	4PTE9-1
PT H6 	0.8	0.4	35	310	1	4PTH6-1
PT H7 	0.8	0.4	35	370	1	4PTH7-1
PT H8 	0.8	0.4	35	425	1	4PTH8-1
PT K6 	1.2	0.4	42	310	1	4PTK6-1
PT K7 	1.2	0.4	42	370	1	4PTK7-1
PT K8 	1.2	0.4	42	425	1	4PTK8-1
PT L6 	2.0	1.0	44	310	1	4PTL6-1
PT L7 	2.0	1.0	42	370	1	4PTL7-1
PT L8 	2.0	1.0	42	425	1	4PTL8-1
PT M7 	3.2	1.2		370	1	4PTM7-1
PT M8 	3.2	1.2		425	1	4PTM8-1
PT M9 	3.2	1.2		480	1	4PTM9-1
PT MX7 	3.2	1.2		370	1	T005 41 307 99
PT R7 	1.6	0.7	33	370	1	4PTR7-1
PT R8 	1.6	0.7	33	425	1	4PTR8-1



Round







A = Width mm
B = Thickness mm
C = Length mm

Model	A	B	C	Temperature °C	PU	Order No.
 PT AA7	1.6		33	370	1	4PTAA7-1
 PT AA8	1.6		33	425	1	4PTAA8-1
 PT AA9	1.6		33	480	1	4PTAA9-1
 PT BB7	2.4		34.5	370	1	4PTBB7-1
 PT BB8	2.4		34.5	425	1	4PTBB8-1
 PT BB9	2.4		34.5	480	1	4PTBB9-1
 PT BS7	2.4		34.5	480	1	4PTBS7-1
 PT CC7	3.2		33	370	1	4PTCC7-1
 PT CC8	3.2		33	425	1	4PTCC8-1
 PT CC9	3.2		33	480	1	4PTCC9-1
 PT CS7	3.2		33	370	1	4PTCS7-1
 PT DD7	5.0		33	370	1	4PTDD7-1
 PT DD8	5.0		33	425	1	4PTDD8-1
 PT DD9	5.0		33	480	1	4PTDD9-1
 PT F7	1.2		33	370	1	4PTF7-1
 PT F8	1.2		33	425	1	4PTF8-1
 PT O6	0.8		44	310	1	4PTO6-1
 PT O7	0.8		44	370	1	4PTO7-1
 PT O8	0.8		44	425	1	4PTO8-1

- Soldering Stations
- Soldering iron and safety rest
- Soldering tips and nozzles
- Preheating plates
- Soldering bathes
- Circuit board holder
- Solder feeder
- Hot air heating gun
- Temperature measuring
- Accessories

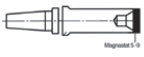
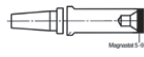
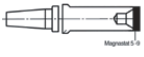
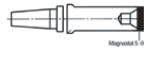
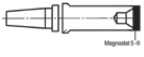


Soldering tips and nozzles | Soldering tips

Model	A	B	C	Temperature °C	PU	Order No.
PT 09 	0.8		44		1	4PT09-1
PT S7 	0.4		44	370	1	4PTS7-1
PT S8 	0.4		44	425	1	4PTS8-1
PT P7 	44	0.30	44	425	1	4PTP7-1

Adapter

A = Width mm
B = Thickness mm
C = Length mm







Model	A	B	C	PU	Order No.	Model	A	B	C	PU	Order No.
PT5-LT 				1	T005 87 207 85N	PT8-LT 				1	T005 87 207 88N
PT6-LT 				1	T005 87 207 86N	PT9-LT 				1	T005 87 207 89N
PT7-LT 				1	T005 87 207 87						

RTP Soldering tips

Chisel shape



A = Width mm
B = Thickness mm
C = Length mm



Model	Old name	A	B	C	PU	Order No.
RTP 002 S 		0.2	0.1	17	1	T005 01 039 99
RTP 002 S NW 		0.2	0.1	17	1	T005 01 040 99
RTP 004 S 		0.4	0.2	17	1	T005 01 041 99
RTP 008 S 		0.8	0.3	17	1	T005 01 042 99
RTP 010 S 		1	0.3	17	1	T005 01 043 99
RTP 013 S 		1.3	0.3	17	1	T005 01 044 99



Bevel Cut (Sloped)









A = Width mm
B = Thickness mm
C = Length mm

Model	Old name	A	B	C	PU	Order No.
 RTP 004 B		0.4		17	1	T005 01 037 99
 RTP 012 B		1.2		17	1	T005 01 038 99

Conical



A = Width mm
B = Thickness mm
C = Length mm

Model	Old name	A	B	C	PU	Order No.
 RTP 001 C		0.1		18.5	1	T005 01 031 99
 RTP 001 C NW		0.1		18.5	1	T005 01 032 99
 RTP 002 C MS		0.2		16.3	1	T005 01 015 99
 RTP 004 C		0.4		17	1	T005 01 034 99
 RTP 001 C X		0.1		21.3	1	T005 01 035 99
 RTP 002 C X		0.2		21.3	1	T005 01 036 99

Solder depot






A = Width mm
B = Thickness mm
C = Length mm

Model	Old name	A	B	C	PU	Order No.
 RTP 020 G		2		16.6	1	T005 01 048 99

Knife



A = Width mm
B = Thickness mm
C = Length mm

Model	Old name	A	B	C	PU	Order No.
 RTP 010 K		1	0.2	16.6	1	T005 01 045 99
 RTP 010 K NW		1	0.2	16.6	1	T005 01 046 99
 RTP 025 K		2.5	0.3	18	1	T005 01 047 99

Soldering Stations

Soldering iron and safety rest

Soldering tips and nozzles

Preheating plates

Soldering bathes

Circuit board holder

Solder feeder

Hot air heating gun

Temperature measuring

Accessories









RTP MS Soldering tips

Chisel shape





A = Width mm
B = Thickness mm
C = Length mm

Model	Old name	A	B	C	PU	Order No.
 RTP 002 S MS		0.2	0.1	16.3	1	T005 01 021 99
 RTP 002 S NW MS		0.2	0.1	16.3	1	T005 01 022 99
 RTP 004 S MS		0.4	0.2	16.3	1	T005 01 023 99
 RTP 008 S MS		0.8	0.3	16.3	1	T005 01 024 99
 RTP 010 S MS		1	0.3	16.3	1	T005 01 025 99
 RTP 013 S MS		1.3	0.3	16.3	1	T005 01 026 99

Bevel Cut (Sloped)




A = Width mm
B = Thickness mm
C = Length mm

Model	Old name	A	B	C	PU	Order No.
 RTP 004 B MS		0.4		16.3	1	T005 01 019 99
 RTP 012 B MS		1.2		16.3	1	T005 01 020 99

Conical




A = Width mm
B = Thickness mm
C = Length mm

Model	Old name	A	B	C	PU	Order No.
 RTP 001 C MS		0.1		17.9	1	T005 01 013 99
 RTP 001 C NW MS		0.1		17.9	1	T005 01 014 99
 RTP 002 C MS		0.2		16.3	1	T005 01 015 99



Model	Old name	A	B	C	PU	Order No.
 RTP 004 C MS		0.4		16.3	1	T005 01 016 99
 RTP 001 C X MS		0.1		20.6	1	T005 01 017 99
 RTP 002 C X MS		0.2		20.6	1	T005 01 018 99

Solder depot






A = Width mm
B = Thickness mm
C = Length mm

Model	Old name	A	B	C	PU	Order No.
 RTP 020 G MS		2		15.9	1	T005 01 030 99

Knife



A = Width mm
B = Thickness mm
C = Length mm

Model	Old name	A	B	C	PU	Order No.
 RTP 010 K MS		1	0.2	15.9	1	T005 01 027 99
 RTP 010 K NW MS		1	0.2	15.9	1	T005 01 028 99
 RTP 025 K MS		2.5	0.3	17.3	1	T005 01 029 99

Soldering Stations

Soldering iron and safety rest

Soldering tips and nozzles

Preheating plates

Soldering bathes

Circuit board holder

Solder feeder

Hot air heating gun

Temperature measuring

Accessories
















RTM Soldering tips

Round




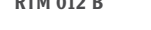
A = Width mm
B = Thickness mm
C = Length mm

Model	Old name	A	B	C	PU	Order No.
 RTM 003 S	RT 1SC03	0.3	0.15	20	1	T005 44 612 70N
 RTM 003 S NW	RT 1SCNW	0.3	0.1	20	1	T005 44 626 99N
 RTM 003 S	RT 1SC	0.4	0.2	20	1	T005 44 612 99N
 RTM 008 S	RT 9	0.8	0.4	24	1	T005 44 609 99N
 RTM 008 S X	RT 5 30°	0.8	0.4	24	1	T005 44 605 99N
 RTM 010 S		1	0.3	18	1	T005 01 005 99
 RTM 013 S	RT 3	1.3	0.4	20	1	T005 44 603 99N
 RTM 013 S X	RT 3X 30°	1.3	0.5	28	1	T005 44 603 71N
 RTM 015 S	RT 4	1.5	0.4	19	1	T005 44 604 99N
 RTM 018 S		1.8	0.4	18	1	T005 01 007 99
 RTM 022 S	RT 8	2.2	0.4	19	1	T005 44 608 99N
 RTM 032 S		3.2	0.9	17.5	1	T005 01 009 99
 RTM 036 S	RT 11	3.6	0.9	19	1	T005 44 611 99N

Bevel Cut (Sloped)



A = Width mm
B = Thickness mm
C = Length mm

Model	Old name	A	B	C	PU	Order No.
 RTM 004 B		0.4		18.5	1	T005 01 002 99
 RTM 012 B	RT 6 45°	1.2		19	1	T005 44 606 99N




Conical



A = Width mm
B = Thickness mm
C = Length mm

Model	Old name	A	B	C	PU	Order No.
RTM 001 C NW	RT 1NW	0.1		20	1	T005 44 625 99N
RTM 002 C	RT 1	0.2		20	1	T005 44 601 99N
RTM 002 C L		0.2		18.7	1	T005 01 000 99
RTM 008 C	RT 2	0.8		19	1	T005 44 602 99N

Solder depot



A = Width mm
B = Thickness mm
C = Length mm

Model	Old name	A	B	C	PU	Order No.
RTM 020 G	RT 10GW	2.0	1.2	21	1	T0054461099N

Knife



A = Width mm
B = Thickness mm
C = Length mm

Model	Old name	A	B	C	PU	Order No.
RTM 025 K		2.5	0.3	19	1	T005 01 011 99
RTM 030 K	RT 7 45°	0.9	2.2	20	1	T005 44 607 99N

Measuring tip

A = Width mm
B = Thickness mm
C = Length mm

Model	Old name	A	B	C	PU	Order No.
RTM Measuring tip	RT Measuring Tip			26	1	T005 44 613 99N

Soldering Stations

Soldering iron and safety rest

Soldering tips and nozzles

Preheating plates

Soldering bathes

Circuit board holder

Solder feeder

Hot air heating gun

Temperature measuring

Accessories
















RTM MS Soldering tips

Chisel shape





A = Width mm
B = Thickness mm
C = Length mm

Model	Old name	A	B	C	PU	Order No.
 RTM 003 S NW MS	RT 1SCNWMS	0.3	0.1	20	1	T005 44 626 71N
 RTM 004 S MS	RT 1SCMS	0.4	0.15	20	1	T005 44 615 99N
 RTM 006 S MS		0.6	0.4	23	1	T005 01 004 99
 RTM 008 S MS	RT 9MS	0.8	0.4	24	1	T005 44 623 99N
 RTM 008 S X MS	RT 5MS 30°	0.8	0.4	24	1	T005 44 619 99N
 RTM 010 S MS		1	0.3	18	1	T005 01 006 99
 RTM 013 S MS	RT 3MS	1.3	0.4	20	1	T005 44 616 99N
 RTM 013 S X MS	RT 3XMS 30°	1.3	0.5	28	1	T005 44 603 73N
 RTM 015 S MS	RT 4MS	1.5	0.4	19	1	T005 44 618 99N
 RTM 018 S MS		1.8	0.4	18	1	T005 01 008 99
 RTM 022 S MS	RT 8MS	2.2	0.4	19	1	T005 44 622 99N
 RTM 032 S MS		3.2	0.9	17.5	1	T005 01 010 99
 RTM 036 S MS	RT 11MS	3.6	0.9	19	1	T005 44 631 99N

Bevel Cut (Sloped)



A = Width mm
B = Thickness mm
C = Length mm







Model	Old name	A	B	C	PU	Order No.
 RTM 004 B MS		0.4		18.5	1	T005 01 003 99
 RTM 012 B MS	RT 6MS	1.2		19	1	T005 44 620 99N



Conical



A = Width mm
B = Thickness mm
C = Length mm

Model	Old name	A	B	C	PU	Order No.
 RTM 001 C NW MS	RT 1NWMS	0.1		20	1	T005 44 625 71N
 RTM 002 C MS	RT 1MS	0.2		20	1	T005 44 614 99N
 RTM 002 C L MS		0.2		18.7	1	T005 01 001 99
 RTM 004 C X MS	RT 13MS 30°	0.4		26.5	1	T005 44 633 99N
 RTM 005 C X MS	RT 12MS 25°	0.5		25.5	1	T005 44 632 99N
 RTM 008 C MS	RT 2MS	0.8		19	1	T005 44 617 99N

Solder depot



A = Width mm
B = Thickness mm
C = Length mm

Model	Old name	A	B	C	PU	Order No.
 RTM 020 G MS	RT 10GWMS	2.0	1.2	21	1	T005 44 624 99N

Knife



A = Width mm
B = Thickness mm
C = Length mm

Model	Old name	A	B	C	PU	Order No.
 RTM 025 K MS		2.5	0.3	19	1	T005 01 012 99
 RTM 030 K MS	RT 7MS 45°	0.9	2.2	20	1	T005 44 621 99N

Soldering Stations

Soldering iron and safety rest

Soldering tips and nozzles

Preheating plates

Soldering baths

Circuit board holder

Solder feeder

Hot air heating gun

Temperature measuring

Accessories










RTU MS Soldering tips

Chisel shape



A = Width mm
B = Thickness mm
C = Length mm

Model	Old name	A	B	C	PU	Order No.
 RTU 015 S MS		1.5	0.4	28	1	T005 01 058 99
 RTU 022 S MS		2.2	0.6	28	1	T005 01 059 99
 RTU 032 S MS		3.2	0.8	27.5	1	T005 01 060 99
 RTU 032 S L MS		3.2	0.8	34	1	T005 01 061 99
 RTU 050 S MS		5	1.2	27.5	1	T005 01 062 99
 RTU 076 S MS		7.6	1.5	28	1	T005 01 063 99
 RTU 093 S MS		9.3	2	28	1	T005 01 064 99

Bevel Cut (Sloped)



A = Width mm
B = Thickness mm
C = Length mm







Model	Old name	A	B	C	PU	Order No.
 RTU 020 B MS		2		29	1	T005 01 055 99
 RTU 035 B MS		3.5		29	1	T005 01 056 99
 RTU 050 B MS		5		30	1	T005 01 057 99



Conical



A = Width mm
B = Thickness mm
C = Length mm

Model	Old name	A	B	C	PU	Order No.
 RTU 004 C MS		0.4		27.5	1	T005 01 049 99
 RTU 008 C MS		0.8		29	1	T005 01 050 99
 RTU 016 C MS		1.6		27.5	1	T005 01 051 99
 RTU 004 C X MS		0.4		39.2	1	T005 01 052 99
 RTU 008 C X MS		0.8		39.2	1	T005 01 053 99
 RTU 016 C X MS		1.6		39.3	1	T005 01 054 99

Solder depot




A = Width mm
B = Thickness mm
C = Length mm

Model	Old name	A	B	C	PU	Order No.
 RTU 020 G MS		2	1.3	28	1	T005 01 065 99

Chisel shape



A = Width mm
B = Thickness mm
C = Length mm

Model	Old name	A	B	C	PU	Order No.
 RTU 100 K MS		10	1.5	27	1	T005 01 066 99
 RTU 160 K MS		16	1.5	27	1	T005 01 067 99
 RTU 200 K MS		20	1.5	27	1	T005 01 068 99
 RTU 330 K MS		33	1.5	27	1	T005 01 069 99

Soldering Stations

Soldering iron and safety rest

Soldering tips and nozzles

Preheating plates

Soldering baths

Circuit board holder

Solder feeder

Hot air heating gun

Temperature measuring

Accessories












RTW Soldering tips

Chisel shape



A = Width mm
B = Thickness mm
C = Length mm


Model	A	B	C	PU	Order No.	Model	A	B	C	PU	Order No.
RTW 0,7x0,4mm, 45° 	0.7	0.4	25	1	T005 44 661 99N	RTW 8 	1.3	0.4	19	1	T005 44 664 99N
RTW 2 45° 	0.7	0.4	22	1	T005 44 652 99N	RTW 9 	1.0	3.2	19	1	T005 44 666 99N
RTW 3 45° 	1.0	3	18	1	T005 44 653 99N	RTW 10 	1.0	10	19	1	T005 44 668 99N
RTW 4 45° 	1.0	6	20	1	T005 44 654 99N	RTW 11 	1.0	6	19	1	T005 44 667 99N
RTW 7NW 	1.0	3	18	1	T005 44 663 99N						

Conical



A = Width mm
B = Thickness mm
C = Length mm

Model	A	B	C	PU	Order No.	Model	A	B	C	PU	Order No.
RTW 1 45° 	0.4		22	1	T005 44 651 99N	RTW 6NW 45° 	0.1		22	1	T005 44 656 99N

Model	A	B	C	PU	Order No.
RTW MEASURING TIP 					T005 44 662 99











RTW MS Soldering tips

Chisel shape



A = Width mm
B = Thickness mm
C = Length mm


Model	A	B	C	PU	Order No.
RTW 10MS 	1.0	10	18	1	T005 44 671 99N
RTW 11MS 	1.0	6	18	1	T005 44 670 99N
RTW 2MS 45° 	0.7	0.4	22	1	T005 44 657 99N
RTW 3MS 45° 	1.0	3	17	1	T005 44 658 99N


Model	A	B	C	PU	Order No.
RTW 4MS 45° 	1.0	6	19	1	T005 44 659 99N
RTW 7NWMS 	0.8	0.4	24	1	T005 44 663 71N
RTW 8MS 	1.3	0.4	20	1	T005 44 665 99N
RTW 9MS 	1.0	3.2	18	1	T005 44 669 99N

Conical



A = Width mm
B = Thickness mm
C = Length mm

Model	A	B	C	PU	Order No.
RTW 1MS 45° 	0.4		22	1	T005 44 655 99N

Model	A	B	C	PU	Order No.
RTW 6NWMS 45° 	0.1		22	1	T005 44 656 71N

Soldering Stations

Soldering iron and safety rest

Soldering tips and nozzles

Preheating plates

Soldering bathes

Circuit board holder

Solder feeder

Hot air heating gun

Temperature measuring

Accessories



SPI 16 Soldering tips

Chisel shape



A = Width mm
B = Thickness mm
C = Length mm

Model	A	B	C	PU	Order No.
SPI15 211	2.0	0.6	50	1	4SPI152 11 -1



Needle shape



A = Width mm
B = Thickness mm
C = Length mm

Model	A	B	C	PU	Order No.
SPI15 210	0.4	-	45	1	4SPI152 10 -1



Model	A	B	C	PU	Order No.
SPI15 213	0.8	0.4	50	1	4SPI152 13 -1



SPI 27 Soldering tips

Chisel shape



A = Width mm
B = Thickness mm
C = Length mm

Model	A	B	C	PU	Order No.
SPI26 200	2.0	0.4	50	1	4SPI262 00 -1
SPI26 201	3.0	0.4	50	1	4SPI262 01 -1



Model	A	B	C	PU	Order No.
SPI26 206	1.2	0.4	50	1	4SPI262 06 -1





SPI 41 Soldering tips

Chisel shape



A = Width mm
B = Thickness mm
C = Length mm

Model	A	B	C	PU	Order No.
SPI40 220	5.0			1	4SPI402 20 -1
SPI40 224	2.0			1	4SPI402 24 -1

Model	A	B	C	PU	Order No.
SPI40 225	3.0			1	4SPI402 25 -1
SPI41 221	5.0			1	4SPI402 21 -1

SPI 81 Soldering tips

Chisel shape



A = Width mm
B = Thickness mm
C = Length mm

Model	A	B	C	PU	Order No.
SPI80 23	9.5			1	4SPI802 3- 1
SPI80 234	3.0			1	4SPI802 34 -1
SPI80 235	5.0			1	4SPI802 35 -1

Model	A	B	C	PU	Order No.
SPI80 237	5.0			1	4SPI802 37 -1











WTA Soldering tips

Chisel shape



A = Width mm
B = Thickness mm
C = Length mm







Model	A	B	C	PU	Order No.	Model	A	B	C	PU	Order No.
WTA 1 	1.0	0.5		1	T005 44 141 99	WTA 2 	3.0	0.5		1	T005 44 146 99
WTA 11 	1.0	0.5		1	T005 44 152 99	WTA 3 	6.0	0.5		1	T005 44 147 99
WTA 12 	3.0	0.5		1	T005 44 153 99	WTA 4 	12.5	0.5		1	T005 44 143 99
WTA 1S 	0.5	0.5		1	T005 44 145 99	WTA 5 	18.5	0.5		1	T005 44 144 99

XH Soldering tips

Chisel

A = Width mm

B = Thickness mm
C = Length mm

Model	A	B	C	PU	Order No.	Model	A	B	C	PU	Order No.
XH A 	1.6	0.8	27	1	T005 44 908 99	XH D 	4	0.8	27	1	T005 44 911 99
XH B 	2.4	0.8	27	1	T005 44 909 99	XH HX 	0.8	0.4	35	1	T005 44 912 99
XH C 	3.2	0.8	27	1	T005 44 910 99	XH Spring Barrel 				1	T005 87 687 79



XHT Soldering tips

Chisel shape



A = Width mm
B = Thickness mm
C = Length mm

Model	A	B	C	PU	Order No.
XHT C	3.2	1.2	48.0	1	T005 44 804 99
XHT D	5.0	1.2	48.0	1	T005 44 801 99



Model	A	B	C	PU	Order No.
XHT E	7.6	1.5	48.0	1	T005 44 802 99
XHT F	9.3	2.0	48.0	1	T005 44 805 99



Measuring tip

A = Width mm
B = Thickness mm
C = Length mm

Model	A	B	C	PU	Order No.
Measuring tip	0.5		55.0	1	T005 44 803 99



Soldering Stations

Soldering iron
and safety restSoldering tips
and nozzles

Preheating plates

Soldering baths

Circuit board holder

Solder feeder

Hot air heating gun

Temperature
measuring

Accessories



XNT Soldering tips

Chisel shape



A = Width mm
B = Thickness mm
C = Length mm




Model	A	B	C	PU	Order No.	Model	A	B	C	PU	Order No.
XNT 1SC	0.4	0.15	27	1	T005 44 862 99	XNT C	3.2	0.8	27	1	T005 44 858 99
XNT 1SCNW	0.3	0.1	27	1	T005 44 881 99	XNT D	4	0.8	28	1	T005 44 853 99
XNT 4X 45°	1.2	0.4	34.6	1	T005 44 874 99	XNT H	0.8	0.4	28	1	T005 44 859 99
XNT 6	1.6	0.4	29.5	1	T005 44 856 99	XNT HX 30°	0.8	0.4	36.5	1	T005 44 873 99
XNT A	1.6	0.4	28	1	T005 44 851 99	XNT K	1.2	0.4	28	1	T005 44 860 99
XNT AX	1.6	0.8	28	1	T005 44 864 99	XNT MX	3.2	0.8	37.5	1	T005 44 883 99
XNT B	2.4	0.8	27	1	T005 44 857 99	XNT L	3.2	0.8	37.5	1	T005 44 866 99
XNT BX	2.4	0.8	36.5	1	T005 44 882 99	XNT M	3.2	0.8	37.5	1	T005 44 867 99






Round



A = Width mm
B = Thickness mm
C = Length mm




Model	A	B	C	PU	Order No.
XNT 1LX	0.2		42.8	1	T005 44 872 99
					
XNT 1S	0.2		28.5	1	T005 44 852 99
					
XNT 1SLX 45°	0.4		39.5	1	T005 44 875 99
					



Model	A	B	C	PU	Order No.
XNT 1X	0.4		28	1	T005 44 865 99
					
XNT 1HS	0.5		27.2	1	T005 44 888 99
 <small>27</small> <small>±0.5</small>					
XNT CS	3.2	0.8	37.5	1	T005 44 870 99
					

Bevel Cut (Sloped)



A = Width mm
B = Thickness mm
C = Length mm

Model	A	B	C	PU	Order No.
XNT 4	1.2		29.5	1	T005 44 855 99
					
XNT AA 45°	1.6		28	1	T005 44 884 99
					
XNT BB 45°	2.4		28	1	T005 44 885 99
					

Model	A	B	C	PU	Order No.
XNT CC 45°	3.2		28	1	T005 44 886 99
					
XNT F 45°	1.2		28	1	T005 44 887 99
					

- Soldering Stations
- Soldering iron and safety rest
- Soldering tips and nozzles
- Preheating plates
- Soldering baths
- Circuit board holder
- Solder feeder
- Hot air heating gun
- Temperature measuring
- Accessories



Soldering tips and nozzles | Soldering tips

Conical



A = Width mm
B = Thickness mm
C = Length mm

Model	A	B	C	PU	Order No.
XNT 1	0.5	-	27	1	T005 44 850 99




Model	A	B	C	PU	Order No.
XNT 1L	0.2	-	43	1	T005 44 871 99



XNT S	0.4	-	37.5	1	T005 44 868 99
--------------	-----	---	------	---	----------------



Solder depot



A = Width mm
B = Thickness mm
C = Length mm

Model	A	B	C	PU	Order No.
XNT GW1	1.6	2.4	33	1	T005 44 854 99



Model	A	B	C	PU	Order No.
XNT GW2 short	1.0	1.1	27.5	1	T005 44 880 99



Knife



A = Width mm
B = Thickness mm
C = Length mm



Model	A	B	C	PU	Order No.
XNT KN	2.0	4	33	1	T005 44 863 99






SMT


A = Width mm
B = Thickness mm
C = Length mm

Model	A	B	C	PU	Order No.
XNT SMT 01 	10.4	0.6	7.1	1	T005 44 876 99N
XNT SMT 02 	16.8	0.6	7.1	1	T005 44 877 99N

Model	A	B	C	PU	Order No.
XNT SMT 03 	20.8	0.6	7.1	1	T005 44 878 99N


Measuring tip

A = Width mm
B = Thickness mm
C = Length mm

Model	A	B	C	PU	Order No.
XNT Measuring tip 			31.3	1	T005 44 861 99N

External thread

A = Width mm
B = Thickness mm
C = Length mm

Model	A	B	C	PU	Order No.
XNT External thread M4 	M4		26	1	T005 44 879 99

Soldering Stations

Soldering iron and safety rest

Soldering tips and nozzles

Preheating plates

Soldering baths

Circuit board holder

Solder feeder

Hot air heating gun

Temperature measuring

Accessories





















XT Soldering tips

Chisel shape



A = Width mm
B = Thickness mm
C = Length mm



Model	A	B	C	PU	Order No.	Model	A	B	C	PU	Order No.
XT A	1.6	0.7	37	1	T005 44 703 99	XT CSL	3.2	0.45	36	1	T005 44 742 99
											
XT AL	1.6	1.0	40	1	T005 44 701 99	XT D	4.6	0.8	35	1	T005 44 706 99
											
XT ASL	1.6	0.45	37	1	T005 44 740 99	XT DL	4.6	0.8	40	1	T005 44 736 99
											
XT AX 30°	1.6	0.7		1	T005 44 743 99	XT D 45°			37	1	T005 44 721 99
											
XT B	2.4	0.8	36	1	T005 44 704 99	XT E	5.9	1.2	35	1	T005 44 707 99
											
XT BSC	2.5	0.8	36.3	1	T005 44 738 99	XT H	0.8	0.4	37	1	T005 44 713 99
											
XT BSL	2.4	0.45	36	1	T005 44 741 99	XT HX	0.8	0.4		1	T005 44 737 99
											
XT BX 30°	2.4	0.8		1	T005 44 744 99	XT M	3.2	1.2	40	1	T005 44 702 99
											
XT C	3.2	0.8	36	1	T005 44 705 99	XT MX	3.2	0.8		1	T005 44 745 99
											




Round



A = Width mm
B = Thickness mm
C = Length mm




Model	A	B	C	PU	Order No.
XT BS	2.4		37	1	T005 44 715 99
					
XT CS	3.2		37	1	T005 44 716 99
					



Model	A	B	C	PU	Order No.
XT DS	5.0		35	1	T005 44 717 99
					

Bevel Cut (Sloped)



A = Width mm
B = Thickness mm
C = Length mm

Model	A	B	C	PU	Order No.
XT AA 60°	1.6		37	1	T005 44 708 99
					
XT BB 45°	2.4		37	1	T005 44 709 99
					
XT CC 45°	3.2		37	1	T005 44 710 99
					

Model	A	B	C	PU	Order No.
XT DDH45	4		40.5	1	T005 44 730 99
					
XT F 30°	1.2		37	1	T005 44 718 99
					

Soldering Stations

Soldering iron and safety rest

Soldering tips and nozzles

Preheating plates

Soldering bathes

Circuit board holder

Solder feeder

Hot air heating gun

Temperature measuring

Accessories



Soldering tips and nozzles | Soldering tips

Conical




A = Width mm
B = Thickness mm
C = Length mm

Model	A	B	C	PU	Order No.
XT 0	1.0		37	1	T005 44 714 99



Solder depot



A = Width mm
B = Thickness mm
C = Length mm

Model	A	B	C	PU	Order No.
XT GW1			37	1	T005 44 712 99



Model	A	B	C	PU	Order No.
XT GW2			37	1	T005 44 735 99



Knife



A = Width mm
B = Thickness mm
C = Length mm

Model	A	B	C	PU	Order No.
XT KN	2.0		45	1	T005 44 711 99



Measuring tip

A = Width mm
B = Thickness mm
C = Length mm

Model	A	B	C	PU	Order No.
Measuring tip			40	1	T005 44 722 99


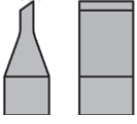





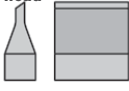



Bevel Cut (Sloped)



A = Width mm
B = Thickness mm
C = Length mm


Model	A	B	C	PU	Order No.
XT Solder head with adapter 	4		10	1	T005 44 731 99N
XT Soldering head 	4		10	1	T005 44 731 90N
XT Solder head with adapter 	4		20	1	T005 44 732 99N


Model	A	B	C	PU	Order No.
XT Soldering head 	4		20	1	T005 44 732 90N
XT Solder head with adapter 	4		33	1	T005 44 733 99N
XT Soldering head 	4		33	1	T005 44 733 90N
XT Solder head adapter 			40	1	T005 44 734 99

External thread

A = Width mm

B = Thickness mm
C = Length mm

Model	A	B	C	PU	Order No.
XT External thread, refined 	M4		36	1	T005 44 719 99

Model	A	B	C	PU	Order No.
XT External thread, refined 	M5		36	1	T005 44 720 99

- Soldering Stations
- Soldering iron and safety rest
- Soldering tips and nozzles**
- Preheating plates
- Soldering baths
- Circuit board holder
- Solder feeder
- Hot air heating gun
- Temperature measuring
- Accessories














XTR Soldering tips

Chisel shape







A = Width mm
B = Thickness mm
C = Length mm

Model	A	B	C	PU	Order No.
XTR A 	1.6	0.7	36.5	1	T005 44 723 99
XTR B 	2.4	0.8	36	1	T005 44 724 99
XTR C 	3.2	0.8	36	1	T005 44 725 99
XTR D 	4.6	0.8	34.5	1	T005 44 726 99
XTR E 	5.9	1.2	34.5	1	T005 44 727 99
XTR M 	3.2	1.2	39.5	1	T005 44 728 99

Model	A	B	C	PU	Order No.
XTR AAT 45° 	1.8	0.2	34.3	1	T005 44 747 99
XTR AL 	1.6	1.0	39.5	1	T005 44 746 99
XTR CCT 45° 	4	0.6	35.5	1	T005 44 749 99
XTR BBT 45° 	3	0.2	35.5	1	T005 44 748 99
XTR DDT 45° 	5	0.6	36.2	1	T005 44 750 99



Soldering Tips for WP 60

Model	Description	Width in mm	Diameter	PU	Order No.
60-01-05 	Needle shape	-	0,5 mm	1	T005 16 134 99
60-01-01 	Needle shape	-	1.0 mm	1	T005 16 443 99
60-01-02 	Chisel shape	2.4	-	1	T005 16 444 99
60-01-04 	Chisel shape	5.0	-	1	T005 16 446 99
60-01-52 	Hot air nozzle	-	4,7 mm	1	T005 16 447 99
60-07U 	Ejector Unit	-	-	1	T005 16 448 99
60-02 	Protective Cap	-	-	1	T005 16 450 99
60-01-03 	Round	-	2.0	1	T005 16 445 99

Soldering Tips for Pyropen Jr.

Model	Description	Width in mm	Diameter	PU	Order No.
71-01-01 	Needle shape	1.0	-	1	T005 16 165 99
71-01-02 	Chisel shape	2.0	-	1	T005 16 166 99
71-01-04 	Chisel shape	5.0	-	1	T005 16 161 99
71-01-03 	Round	2.0	-	1	T005 16 167 99
71-01-50 	Hot air nozzle	1.5	-	1	T005 16 168 99
71-01-52 	Hot air nozzle	4.7	-	1	T005 16 169 99

Soldering Stations

Soldering iron and safety rest

Soldering tips and nozzles

Preheating plates

Soldering bathes

Circuit board holder

Solder feeder















Hot air heating gun

Temperature measuring



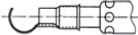
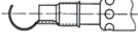

Accessories



Soldering Tips for Pyropen and Pyropen Piezo

Model	Description	Width in mm	Diameter	PU	Order No.
 70-01-01	Needle shape	1.0		1	T005 16 120 99
 70-01-05	Needle shape, extra slim	0.5		1	T005 16 124 99
 70-01-10	Needle shape, bent 30°	1.0		1	T005 16 129 99
 70-01-02	Chisel shape	3.0		1	T005 16 121 99
 70-01-13	Chisel shape	5.0		1	T005 16 132 99
 70-01-11	Chisel shape	7.0		1	T005 16 130 99
 70-01-03	Round	2.0		1	T005 16 122 99
 70-01-04	Round	3.0		1	T005 16 123 99
 70-01-06	Round	2.0		1	T005 16 125 99
 70-01-08	Round	2.0		1	T005 16 127 99
 70-01-50	Hot air nozzle	1.7		1	T005 16 140 99
 70-01-51	Hot air nozzle	3.3		1	T005 16 141 99
 70-01-52	Hot air nozzle	-	4.9	1	T005 16 142 99
 70-01-53	Hot air nozzle	-	7.0	1	T005 16 143 99



Model	Description	Width in mm	Diameter	PU	Order No.
70-07TU 	Flame nozzle	-	-	1	T005 16 151 99
70-07SU 	Soldering nozzle	-	-	1	T005 16 150 99
70-01-55 	Reflector attachment for heat shrinking work	18.0	6.0	1	T005 16 159 99
70-01-54 	Reflector attachment for heat shrinking work	22.0	8.0	1	T005 16 158 99
70-03-14 	PP-Barrel and nut	-	-	1	T005 16 153 99

Soldering Stations

Soldering iron and safety rest

Soldering tips and nozzles

Preheating plates

Soldering bathes

Circuit board holder

Solder feeder

Hot air heating gun

Temperature measuring

Accessories